



Automotive Community Nights


EAHS Auto Club

- Started Auto Club in 2011-2012 school year
- Things we do in auto club:
 - Homecoming Float
 - Host an annual car show
 - Host an in school auto competition for EAHS Students
 - Take students to competitions (Skills USA, Top Tech Challenge)
 - Open Shop Nights every Thursday night
 - Field Trips to see tech schools
 - Participate in school activities like freshman orientation night and trick or treating night



EAHS Auto Club

- Student lead
- Students vote on a President of Auto Club to be in charge yearly.
- Goal is for the students to be in charge of this club and they are the ones making the decisions and planning what they want to do to give back
- Students schedule projects weekly and form teams to get them accomplished
- Schedule team building activities also like ultimate frisbee, dodgeball, football, bowling, dinners at the shop



Why a Community Night?



- For a few years the district had been asking to organize a night/nights course for people from the community to come in to learn how to do basic repairs on there vehicles
- Our community has done so much to donate to our program our kids wanted to find a way to give back to your community
- I thought it would be a great opportunity for students to put their skills and knowledge to work and show others what they are capable of

What did we want them to leave with?

- One of the hardest parts was figuring what we wanted the participants to leave with in such a short amount of time
- Students decided that the basics of consumer use of a vehicle and a folder with resources that could use in the the future was the best plan
- Students also wanted to make sure we supplied safety glasses for them and air pressure gauges

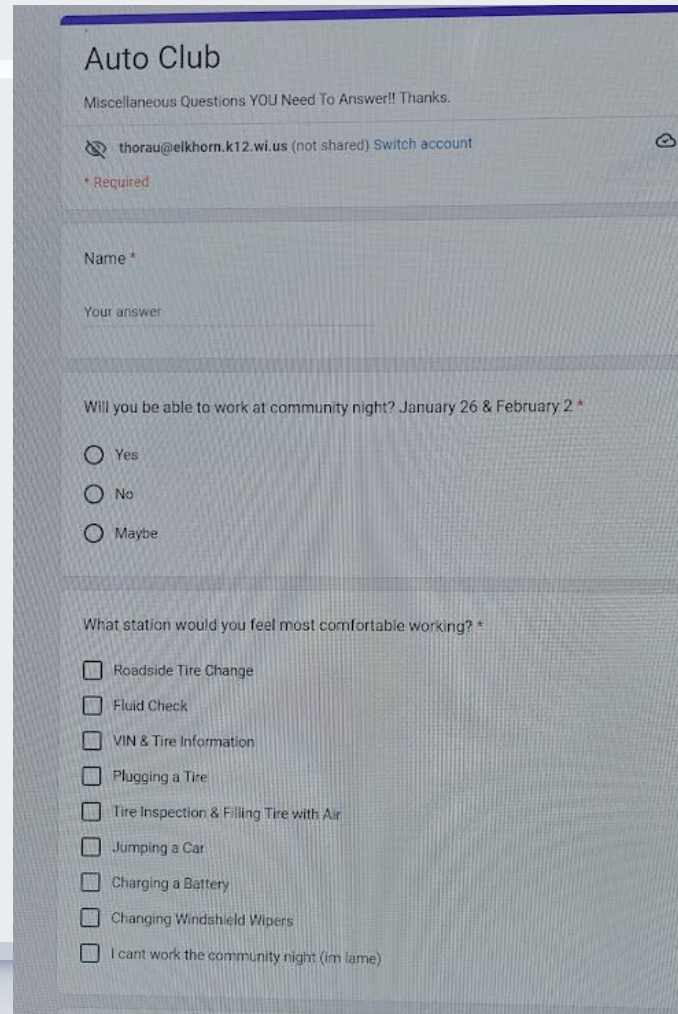


How did we organize it?

- During our weekly auto club meeting the students brainstormed ideas for our Community Night
- Students came up with tons of ideas but we had to work it down to a doable list in a 2 hour window for up to 20 people
- We also had to figure out how we were going to pay for the supplies and materials need for this night
- We ended up deciding that there would be a \$25 fee to sign up for the two night course.

Enrollment

We used a google form that was pushed out to auto club to see who could help and what they thought they could teach.



Auto Club

Miscellaneous Questions YOU Need To Answer!! Thanks.

thorau@elkhorn.k12.wi.us (not shared) [Switch account](#)

* Required

Name *

Your answer

Will you be able to work at community night? January 26 & February 2 *

Yes

No

Maybe

What station would you feel most comfortable working? *

Roadside Tire Change

Fluid Check

VIN & Tire Information

Plugging a Tire

Tire Inspection & Filling Tire with Air

Jumping a Car

Charging a Battery

Changing Windshield Wipers

I cant work the community night (im lame)

Results from our Google Form

should be here @ 3 unless stated otherwise

Rolling out for next week	Time	Tasks
1	Alyssa Aday - 3 pm	
2	Grace Skoog - 3:30 pm	¹ VIN
3	Owen Becker - 3 pm	² VIN
4	Collin Jasper - 3 pm	¹ Fluids
5	Sylas Olsen - 3:30 pm	² Fluids
6	Wyatt Newman - 3 pm	¹ Wiper Blades
7	Alex Wenfelman	² Wiper Blades
8	Alex Papenfus - 3 pm	³ Wiper Blades
9	Hunter Vierck - 5 pm	³ Fluids
10	Relly Aday - 5 pm	¹ Jump a Car
11	Donovin Schlz - 3 pm	² Jump a Car
12	Ben Reed - 5 pm	¹ Battery Charging
13	Jake Pody - 3 pm	² Battery Charging
14	David Crudden	³ Jump a Car
15	David Harrington - 4 pm	³ Battery Chorg.
16	Conner Albrecht - 3 pm	³ VIN

³ sidewall info	⁴ roadside tire	¹ filling tire	² inspection
- david - 4	duddy - 5	reilly - 5	sylas - 3:30
- jake - 3	alex p - 3	donovan - 3	grace - 3:30
- collin - 3	david -	conner - 3	reilly - 3
⁵ plugging - dilton, alex w, wyatt			

We Organized Students by Strengths

	VIN	Fluids	Bluids	jump car	change battery
	conner	collin	wyatt	reilly	ben
	grace	droopy	alex	donovin	jake
	ralphie	sylas	alex	david	david
	tire info	roadside tire	filling tire	Inspection	Plugging
	david	wyatt	reilly	sylas	dillon
	jake	alex p	donovan	grace	alex w
	david	droopy	conner	ralphie	collin

Target Population

- Originally the idea was that this program would be geared toward adults, 18 or older to come in and learn some basics about car ownership/maintenance.
- Once we sent out the application for it we ended up finding out there was more interest from people between the ages of 15-18. Mainly students who could not fit an automotive course in their schedule but families wanted them to have this important know.

Advertising on Social Media



9:43

96%

Search

Posts

About

Videos

More

NEW COURSE ANNOUNCEMENT!!
EASD Community Engagement is partnering with the Elkhorn Area Auto Club for two special community nights where you can learn the basics of car maintenance and repair.

Register at easdcommunity.recdesk.com/Community/Program.

On January 26, we'll focus on what you should know about VIN numbers, how to check basic fluid levels, changing windshield wiper blades, jumping a car, and changing your battery. On February 2, we'll focus on all things tires! Roadside tire changes, checking and filling your tires with air, inspecting, and plugging a tire. We'll even go over what the information on the side of a tire means.

At the end of this two-night course, you'll have a better understanding of basic car maintenance and take home an informational folder to look back on and refresh your knowledge.

January 26 and February 2, 6:30-8:30 p.m., EAHS Auto Shop. Enter through Door 13.

Preparing for the real thing

- The week before our first class, students did a dry run of their stations with the rest of the auto club students.
- We wanted to make sure not only everyone was prepared but that we were teaching the right way to perform each skill and no steps were being missed
- After the first class we reflected, took what we learned and practiced for night two to prepare for the following week.

Set up the Night Of

FAES AUTO CLUB COMMUNITY NIGHTS

NIGHT ONE

Done VIN Numbers: ✓ saturn

Done Checking Fluid Levels: ✓ mountner


Done Windshield Wiper Blades: ✓ excursion

Done Jumping a Car: ✓ Beetle, cobalt

Chargeing a Battery: out of car

NIGHT TWO

Roadside Tire Change:

 Filling a Tire With Air:

Tire Inspections:

Plugging a Tire:

Tire Sidewall Information:



Shop Set Up




How we started each night




- Each night we started with some basic info on the the topics we were covering that night and the safety concerns for the night.
- This took about 30 mins each night



Students at work instructing











What we Learned...Plan for the Future

- Longer class time would make for deeper learning opportunities
- Promote earlier in the year for a bigger turn out
- Maybe offer different sessions in the future on different topics we didn't cover



Contact Information

- Austin Thorson
- thorau@elkhorn.k12.wi.us